


Underground
operator for
swing gates
of up to 1500 Kg
per gate leaf



Super Frog

A special kind of operator for swing gates

Superfrog is an “underground” electromechanical operator, engineered and built by Came for uncommonly large and heavy swing gates. Superfrog, for “super-sized” gates!




CAME
AUTOMATIC GATES

Superfrog

Invisible power

This is the underground operator for very large swing gates. Made entirely of top grade materials, Superfrog is unmatched when it comes to power and it can also operate very large swing doors, such as those found on hangars, or even special doors installed in large industrial facilities or freight depots.



It withstands anything!


The carefully chosen materials and the high protection from environmental agents ensure that Superfrog will last and last with little period maintenance.

Maximum power

Superfrog is powered by a 230 - 400V three-phase which provides maximum thrust and minimal energy consumption. The three-phase power supply also provides optimal inrush current when operating thus solving any inertia-related problems.

Mounting case.

Made of extra thick anti-oxidation treated steel.



The electronics

Besides the usual control and safety functions, Superfrog's new 230V A.C. electronics provide certain details that allow for total control of the operator, such as:

> Safety even when gate is not in motion.

All commands are ignored if an obstacle is detected by the safety devices.

> Gate stop from the radio transmitter.

For total control of movement.

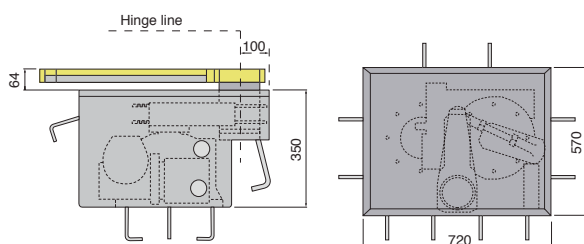
Limits to use

Gate leaf width (m)	Gate leaf weight (Kg)
< 4	1500
4	1200
5	1000
6	800
7	700
8	600

The range

- FROG-MD** Right-hand self-locking 230-400V A.C. three-phase operator
- FROG-MS** Left-hand self-locking 230-400V A.C. three-phase operator.
- FROG-CS** Right-hand mounting case
- FROG-CD** Left-hand mounting case
- ZA2S** 230-400V three-phase control board

Dimensions

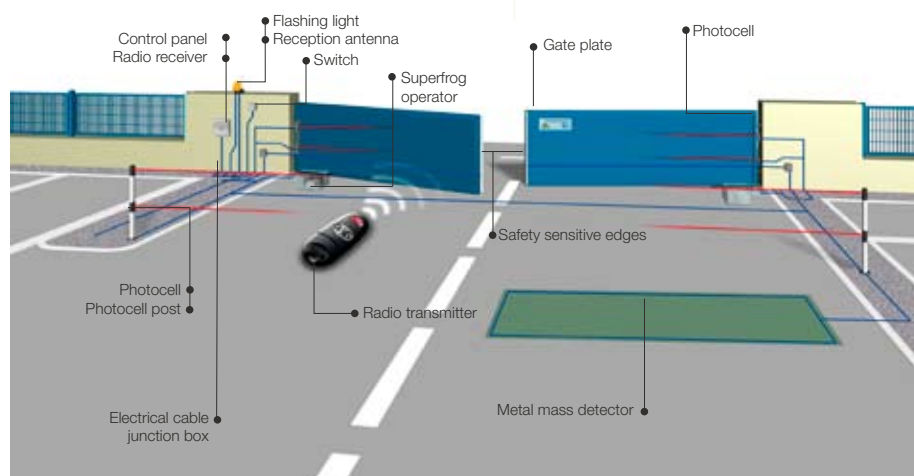


Technical features

Type	FROG-MD/MS
Protection rating	IP97
Power supply (V)	230-400 A.C.
Motor power supply (V)	230-400 A.C.
Current draw (A)	2,5 max
Max power (W)	600
Opening time 95° (s)	45
Duty cycle (%)	50
Max torque (Nm)	1000
Operating temperature (°C)	-20 ÷ +55

(50/60 Hz three-phase)

Standard installation



If a careful analysis of the automated gate's risks were to require it, the use of sensitive safety infrared or mechanical contact edges would become indispensable.

PRODUCTS



Made in Italy



Came cancelli automatici s.p.a.

via Martiri della Libertà, 15
31030 Dosson di Casier - Treviso - Italy

www.came.it - info@came.it

